






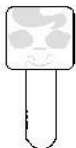


Pink Pony PC Steps DVD

 1. St: 160 Light Gray	 2. St: 838 Pink	 3. St: 415 Snow White	 4. St: 721 Black	 5. St: 60 Snow White	 6. St: 145 Green																				
 7. St: 105 Light Pink	 8. St: 424 Pink	<p>Design Pink Pony PC Steps Name: DVD Colors: 8</p> <table border="1"><tr><td>Color 1:</td><td>Run Placement Stitch</td></tr><tr><td></td><td>Add Felt/Fabric</td></tr><tr><td>Color 2:</td><td>Stitch Filled Area</td></tr><tr><td>Color 3:</td><td>Stitch Filled Area</td></tr><tr><td>Color 4:</td><td>Stitch Filled Area</td></tr><tr><td>Color 5:</td><td>Stitch Filled Area</td></tr><tr><td>Color 6:</td><td>Stitch Filled Area</td></tr><tr><td>Color 7:</td><td>Stitch Outline Detail</td></tr><tr><td></td><td>Add Back Fabric/Felt</td></tr><tr><td>Color 8:</td><td>Final Outline</td></tr></table>				Color 1:	Run Placement Stitch		Add Felt/Fabric	Color 2:	Stitch Filled Area	Color 3:	Stitch Filled Area	Color 4:	Stitch Filled Area	Color 5:	Stitch Filled Area	Color 6:	Stitch Filled Area	Color 7:	Stitch Outline Detail		Add Back Fabric/Felt	Color 8:	Final Outline
Color 1:	Run Placement Stitch																								
	Add Felt/Fabric																								
Color 2:	Stitch Filled Area																								
Color 3:	Stitch Filled Area																								
Color 4:	Stitch Filled Area																								
Color 5:	Stitch Filled Area																								
Color 6:	Stitch Filled Area																								
Color 7:	Stitch Outline Detail																								
	Add Back Fabric/Felt																								
Color 8:	Final Outline																								

